




# Public sector workforce – teacher and care worker retention

Commissioned by the PM Implementation Unit to better understand **stocks and flows of workers** in key public sectors such as teaching and adult social care.



**48%**  
Employed full-time  
in 2018



**83%**  
Female care  
workers

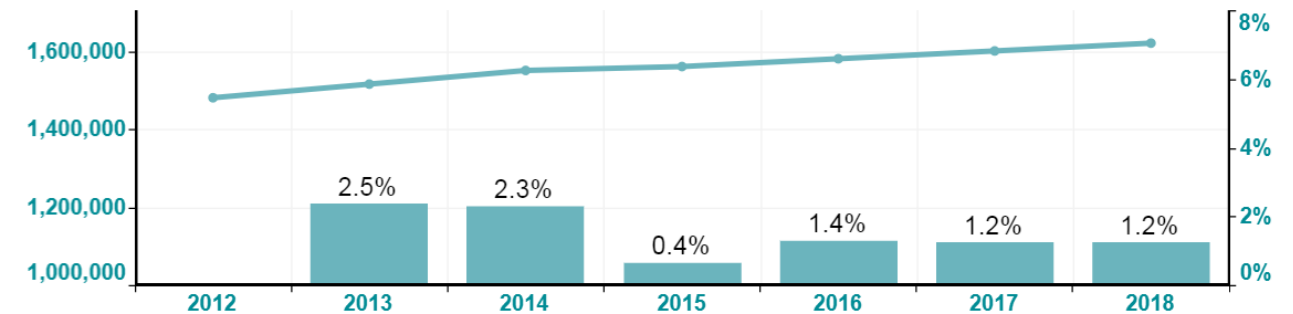


**20%**  
Non-white  
ethnic group

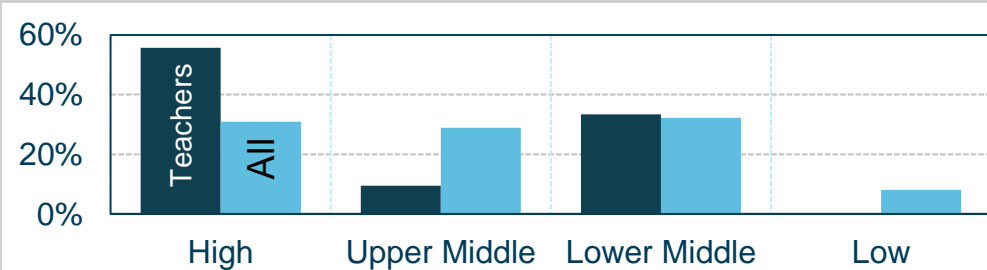


**43.6**  
Mean age of  
care workers

### Change in number of jobs between 2012 and 2018



### Distribution of job leavers by skill level of new job for teachers and all employees



### Distribution of hours worked for those who remained in teaching and those who changed profession

