

2011 Census outputs update

Denise McGregor, Head of Census Outputs

2011 Census outputs and dissemination

- ❖ Census outputs consultation process
- ❖ Outline of 2011 Census prospectus
- ❖ Running order for 2011 Census outputs
- ❖ Data visualisation
- ❖ Charging policy (commissioned tables)
- ❖ How will Census Outputs be disseminated?
- ❖ What tools will be available to access census outputs?
- ❖ What's next?



Household Questionnaire

England

 Office for
National Statistics



Return to:
FREEPOST 2011 Census,
Processing Centre, UK

A message to everyone - act now

Everyone should be included in the census - all people, households and overnight visitors.

It is used to help plan and fund services for your community - services like transport, education and health.

Complete online



www.census.gov.uk

Your personal internet access code is:

OR fill in this paper questionnaire and post it back using the pre-paid envelope supplied.

If your address is incorrect or missing, enter your correct address here:

Postcode

Confidence in the results

- ❖ There was a successful field operation for the 2011 Census and Census Coverage Survey. Return rates were good
- ❖ ONS is confident that it will meet its national target response rate of 94 per cent and a target response rate of at least 80 per cent in every local authority
- ❖ ONS is confident that fewer than 10 per cent of local authorities will be below a 90 per cent response rate
- ❖ ONS achieved a Census Coverage Survey response rate of 90 per cent
- ❖ Census response rates will be published in the first release

Consultation process

- ❖ Established the extent, scope and detail that census users would like to see for the 2011 Census outputs
- ❖ A success in terms of the high quality of responses received, and the positive feedback on the proposed outputs for 2011 Census

2011 Census prospectus

- ❖ Web-based dynamic prospectus
 - Users will be alerted to revisions or updates
- ❖ Release schedule for 2011 Census outputs
- ❖ 2011 Census geography
- ❖ Commissioned tables
- ❖ Specialist products outlined
- ❖ Data access and dissemination

First release includes :

- ❖ Age (single year) by sex for England, and for Wales
- ❖ Age (5 year bands) for LADs/UAs in E&W - All people
- ❖ Age (5 year bands) for LADs/UAs in E&W - Males
- ❖ Age (5 year bands) for LADs/UAs in E&W – Females
- ❖ Additional summary household estimates table(s)
- ❖ Local authority quality assurance information

Second release includes:

❖ Key Statistics and Quick Statistics

- Equivalent to 2001 key statistics and univariate tables
- More detail – eg ethnicity full classification output

Third and fourth releases include:

- ❖ Lower threshold statistics and upper threshold statistics
 - Maintain comparability wherever possible
 - Expanded UK harmonisation
- Third release
 - Local characteristics designed for release at finest
 - Geography (equivalent to 2001 CAS tables)
- Fourth release
 - Detailed characteristics and detailed themes (equivalent to 2001 standard tables and theme tables)

New tables

- ❖ 20 per cent increase in standard outputs
- ❖ New information collected for the first time in 2011
- ❖ Further information on existing topics

UK outputs

- ❖ An increased volume of UK harmonised tables will be made available for 2011 Census outputs
- ❖ The statistical agencies have an agreed aim of providing a single point of access for UK harmonised outputs

Alternative populations

- ❖ Alternative population bases under consideration include:
 - Short-term (3-12 month) immigrant population
 - Workplace and workday population
 - Out-of-term population
 - Exploration of a majority-of-time population

Multi-dimensional datasets

- Local authority and above
- Designed on a thematic basis
- Around 10 to 12 dimensions held in cube
- Allows user to design their own table

Small populations

- ❖ ONS has decided to develop, in conjunction with users, an innovative new package of census products
- ❖ The consultation highlighted the importance of making detailed and accurate data available for small population groups
- ❖ A small population is any sub-population distinguished by a particular characteristic eg ethnic group, language and religion

Flow data

- ❖ ONS is designing a wide range of specialist products for flows
- ❖ These interactions (flows) are:
 - Migration
 - Commuter patterns
 - Enumeration address to second address
 - Second address to workplace address

Microdata

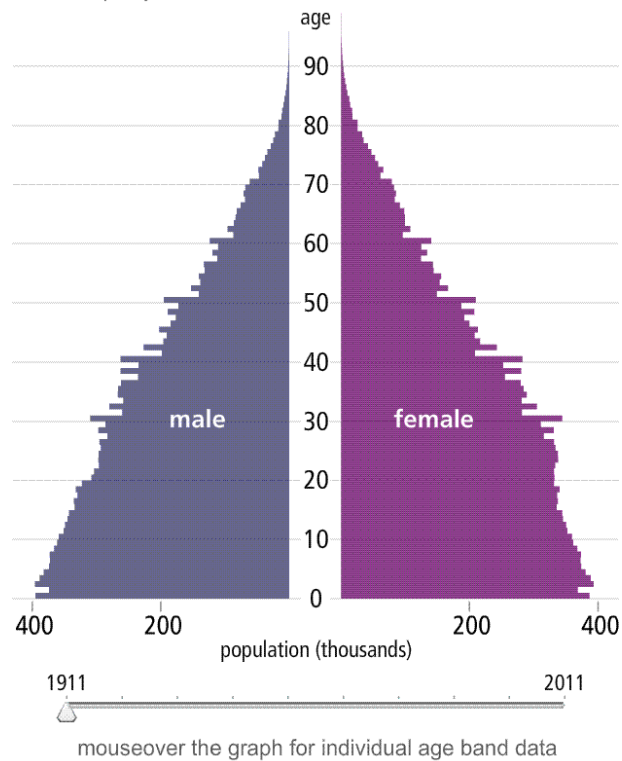
- ❖ Series of microdata products:
 - a. Public use microdataset
 - b. Building on the range of SARS produced in 2001 – possibility of increased sample sizes
 - c. ONS investigating the idea of a heavily perturbed (test) micro data set for users to develop syntax

Data visualisation

Snapshots from the census years:

The population of England and Wales, 1911-2011

Source: ONS. Graphic by ONS Data Visualisation Centre.



1911

36.1 million audio

2011<<

>>1921

The triangular shape of the graph is typical of a population with high birth and death rates - there are many more younger people than older people. The Total Fertility Rate - the average number of children that would be born to a woman over her lifetime - is 2.8, higher than it is today. Infectious diseases are the main cause of death.

The [inward step](#) at the bottom of the graph reflects just how many babies are dying at or shortly after their birth: 110 out of every 1,000 babies died before reaching their first birthday. That's about one in four deaths in the whole population.

Women have a relatively high risk of dying from pregnancy-related causes. You can see this quite clearly when you compare the [shape of the lower half of the female side of the graph with the male side](#).

Life is short compared to today. A child born in 1911 can expect to live only to their early- to mid-fifties (51 for a boy, 55 for a girl).

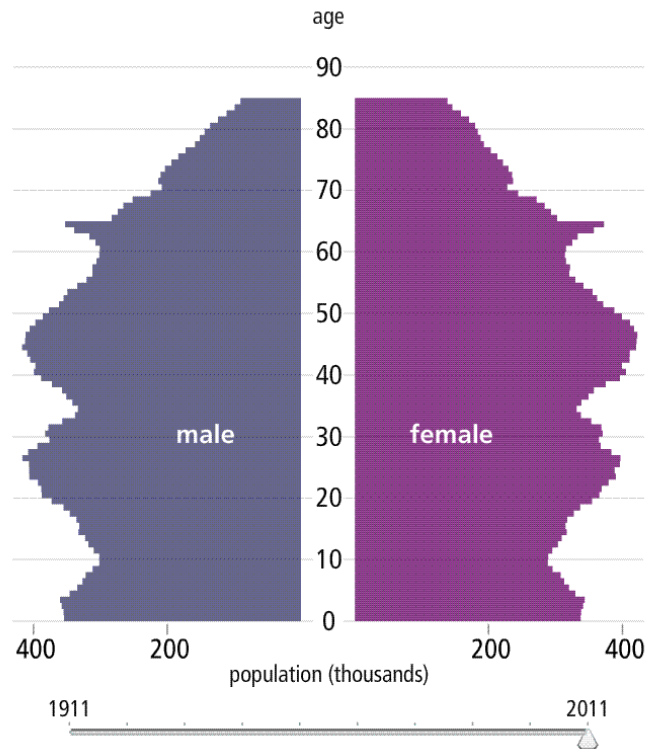


Data visualisation (cont)

Snapshots from the census years:

The population of England and Wales, 1911-2011

Source: ONS. Graphic by ONS Data Visualisation Centre.



mouseover the graph for individual age band data

2011

55.6 million audio

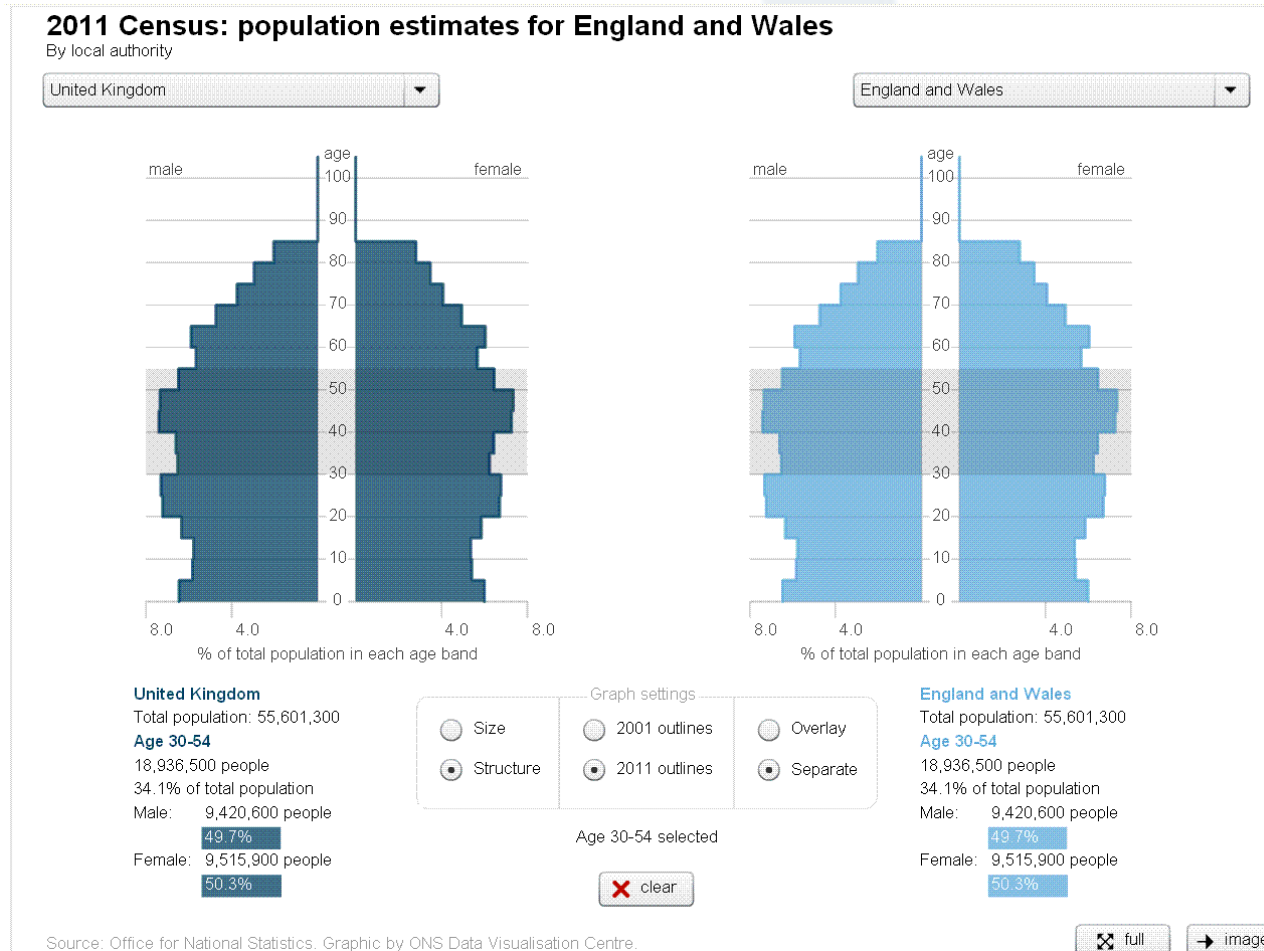
2001<<

>>1911

Lorem ipsum dolor sit amet, duo ne assum tation soluta, cu adhuc vidisse detraxit usu, at timeam percipit vel. Ei has elit vidisse apeirian, adhuc putent ea mei, dico timeam petentium no sea. Dicta nullam detracto eu sea. Sea at augue paulo incidere. Et novum senserit prodesset sed, per lorem facilisis at. Tempor voluptua voluptatum an sit, meis putent repudiare te sed. In menandri prodesset mei. In quod convenire honestatis vis, ei mea sanctus petentium gubergren. Veritus epicurei ad sed, usu platonem voluptatum ex.



Data visualisation (cont)



ONS charging policy

- ❖ Any data provided as standard will be made available under the national archive open government licence
- ❖ Commissioned tables will be charged for: price list designed for economic recovery of costs involved (price agreed prior to work commencing)
- ❖ Commissioned tables will be published on the ONS website
- ❖ New prices will be applicable for all commissioned tables (inc. historical censuses)

Thank you

Any questions?